

MEMBER ACCESS TO THE EAPRIL E-PLATFORM

- 1) First of all make sure that you are an EAPRIL member of 2012. To become an EAPRIL member of 2012, surf to <http://www.eapril.org/join> and register. If you've received a confirmation mail, you are officially registered as an EAPRIL member of 2012.
- 2) As an EAPRIL member of 2012, you can register yourself on the EAPRIL e-platform. Surf to www.eaprilplatform.org and click on register.

Login

User Name:

Password:

Login

Remember Login

[Register](#)

[Forgot Password ?](#)

- 3) While registering, fill in the same username and password as your EAPRIL membership account and click on Register.

User Registration

*Note: Membership to this portal is Public. Once your account information has been submitted, you will be immediately granted access to the portal environment. All fields marked with a red arrow are required. - (Note: - Registration may take several seconds. Once you click the Register button please wait until the system responds.)

User Name: 


First Name: 


Last Name: 

Display Name: 

Email Address: 

Enter a password.


Password: 


Confirm Password: 



- 4) Within a few days you will receive a confirmation mail that you have member access to the platform. From now on you can log in immediately by filling in your username and password on the home page.

Login

User Name: 

Password: 

Login

Remember Login

[Register](#)

[Forgot Password ?](#)